



REVISED CHART FOR BRIGHT AND CHEERY BABY SET
BIG NEEDLE KNITTING, PAGES 50-53

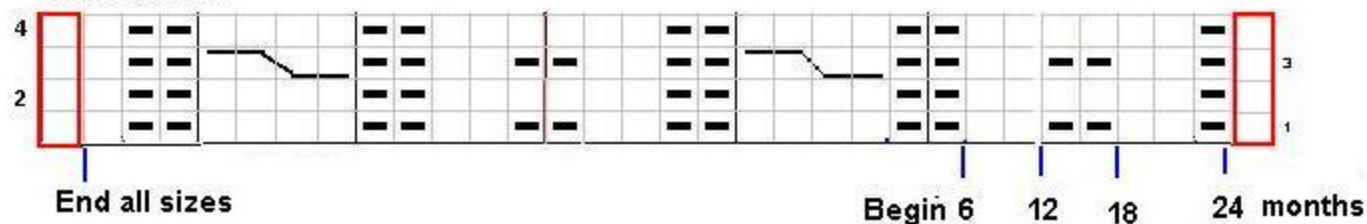
BACK CHART



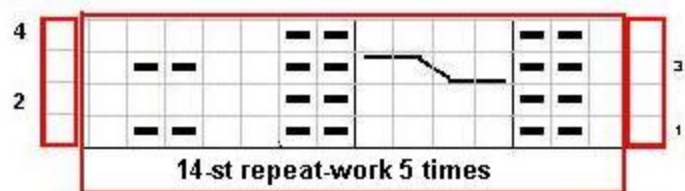
RIGHT FRONT







LEFT FRONT



HAT



STITCH KEY

-  Edge st-work in St st, then begin or end where indicated on Chart for size being worked
-  K on RS, p on WS
-  P on RS, k on WS
-  Sl 2 to cn and hold in front, k2, k2 from cn